

# VERDERFLEX


## Dura 7

### Description

The Verderflex Dura 7 is a compact, high pressure hose pump with superior secondary containment. Designed for dosing, metering, sampling, high lift or medium head applications in brewing, chemical processing, industrial plants, water treatment and effluent and waste water processing.

### Your benefits

- Ideal for abrasive or high solid content slurries
- Self priming, problem free pumping of gaseous liquids
- Easily pumps viscous liquids
- Gentle low shear pumping action
- Dry running capabilities
- Long life hoses
- No seals or valves
- Optional ATEX



### Technical data

Maximum Flow Rate	10.5 GPH	Maximum Medium Temperature	176°F *
Maximum Discharge Pressure	120 PSI	Maximum Incompressible Solid Size	1/32"
Maximum Suction Lift	31 ftwc	Maximum Compressible Solid Size	1/16"
Hose ID	7 mm		

\* Continuous use with NR hose

### Materials

Description	Materials	Paint Detail
Pump housing	Cast iron (GG25)	Green powder coated
Front cover	Carbon steel with Plexiglass inspection window	Black powder coated
Rotor	Cast iron (GG25)	
Drive shaft	EN24T steel	
Port flange	316 stainless steel universal slotted design fits with DIN PN16, ANSI 150# & JIS10K Options: 316 stainless steel with polypropylene or P.V.D.F insert*, DIN11851 hygienic, DIN32676 tri-clamp	
Mounting frame	Carbon steel	Black powder coated
Gearbox flange	Aluminium	
Bearing	Bearing steel	
Shaft seal	FKM	
Lubricant	Verderlube - Glycerine based lubricant** Verdersil - Silicone based lubricant***	
Hose	Natural rubber (NR) Options: Nitrile buna rubber (NBR), Hypalon® (CSM)	
Weight	Complete pump excluding drive: 44 lb	

\* Temperature limit for PP insert is 104°F and for PVDF insert is 176°F.

\*\* Temperature limit for Verderlube is 122°F.

\*\*\* Suitable for application above 122°F, but subject to maximum temperature limit of the hose and applications involving strong oxidising agents and nitrogenous compounds.

# VERDERFLEX

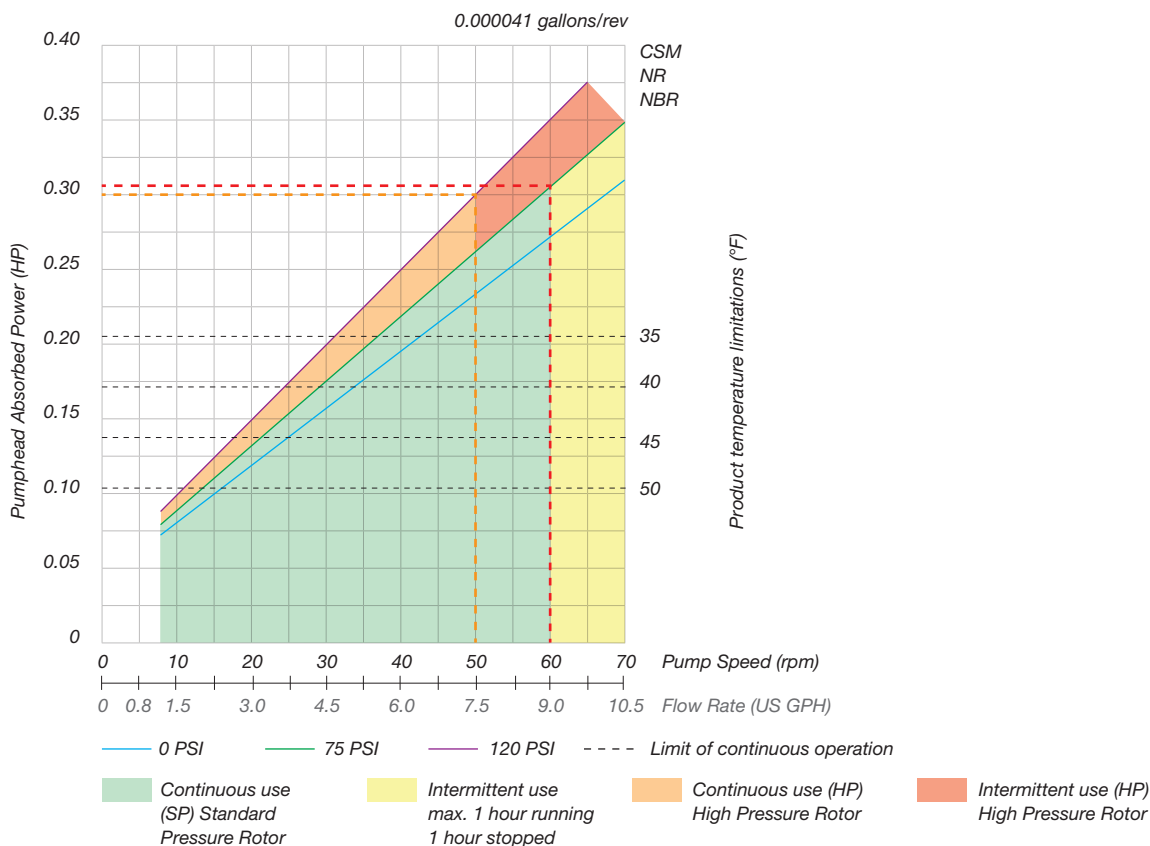
## Dura 7

Standard pump options for 60Hz motor fitted with worm gearbox, suitable for inverter duty

Flow GPH	Pump speed RPM	Maximum Pressure PSI
5.2	35	75
6.6	44	75
8.6	58	75
10.4	70	75
13.1	88	75

Any application outside of this range may require special review.

### Performance curve



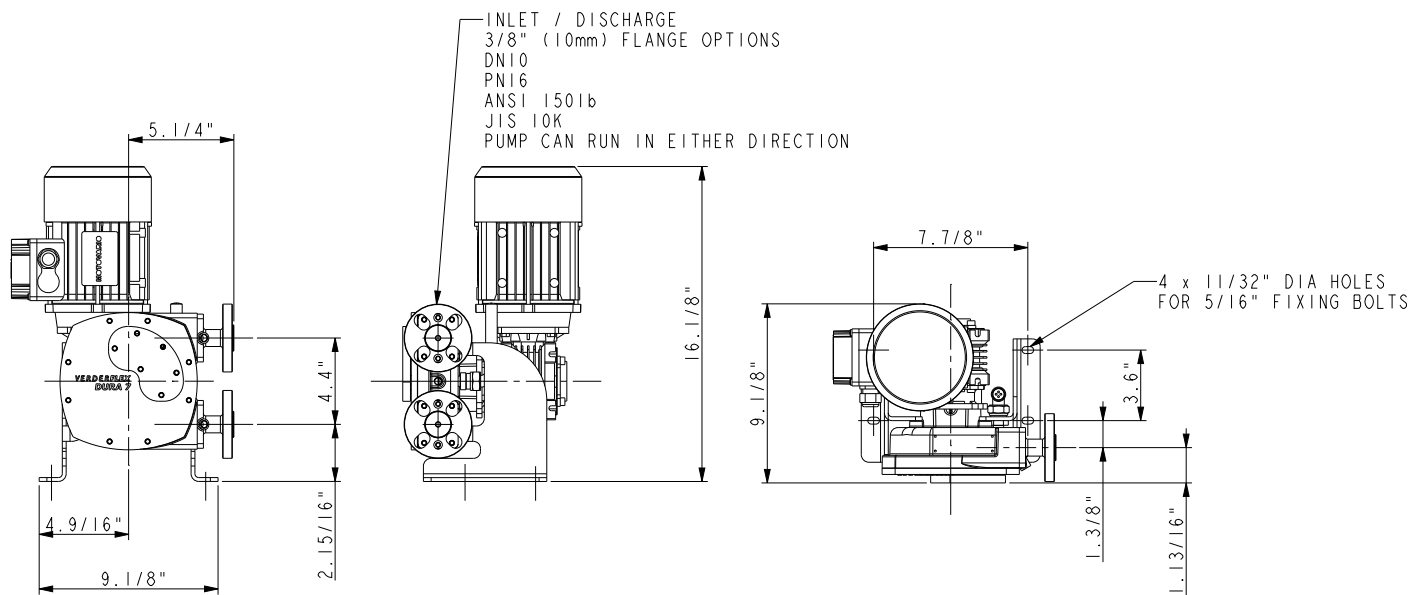
Flows are typical and were measured with water at 68°F with no suction lift or discharge pressure. Actual flows will vary according to suction conditions, discharge pressure and normal component production tolerances.

DURA PUMPS OPERATING ABOVE 75 PSI BAR REQUIRE CONSULTATION WITH MANUFACTURER OR DISTRIBUTOR.

# VERDERFLEX

## Dura 7

### Dimensions



All dimensions are in inches.

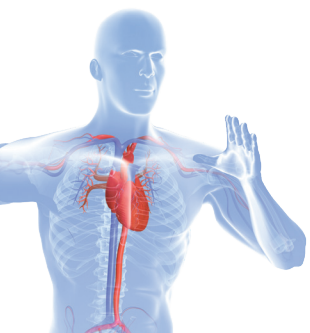
All dimensions and weights are or guidance only.

### Trademarks

VERDERFLEX® is a registered trademark of Verder B.V. No permission is granted to use any Verder, trademarks or trade names included in this document without the prior written agreement of Verder B.V.

Tri-clamp® is a registered trademark of Alfa Laval Corporate AB.

Hypalon® is a registered trademark of RSCC Wire & Cable LLC.



Find your local supplier at [www.verderflex.com](http://www.verderflex.com)

For construction, installation and floor mounting drawings  
please contact your local authorised Verderflex® distributor.