


SUMMIT™

2196 ANSI



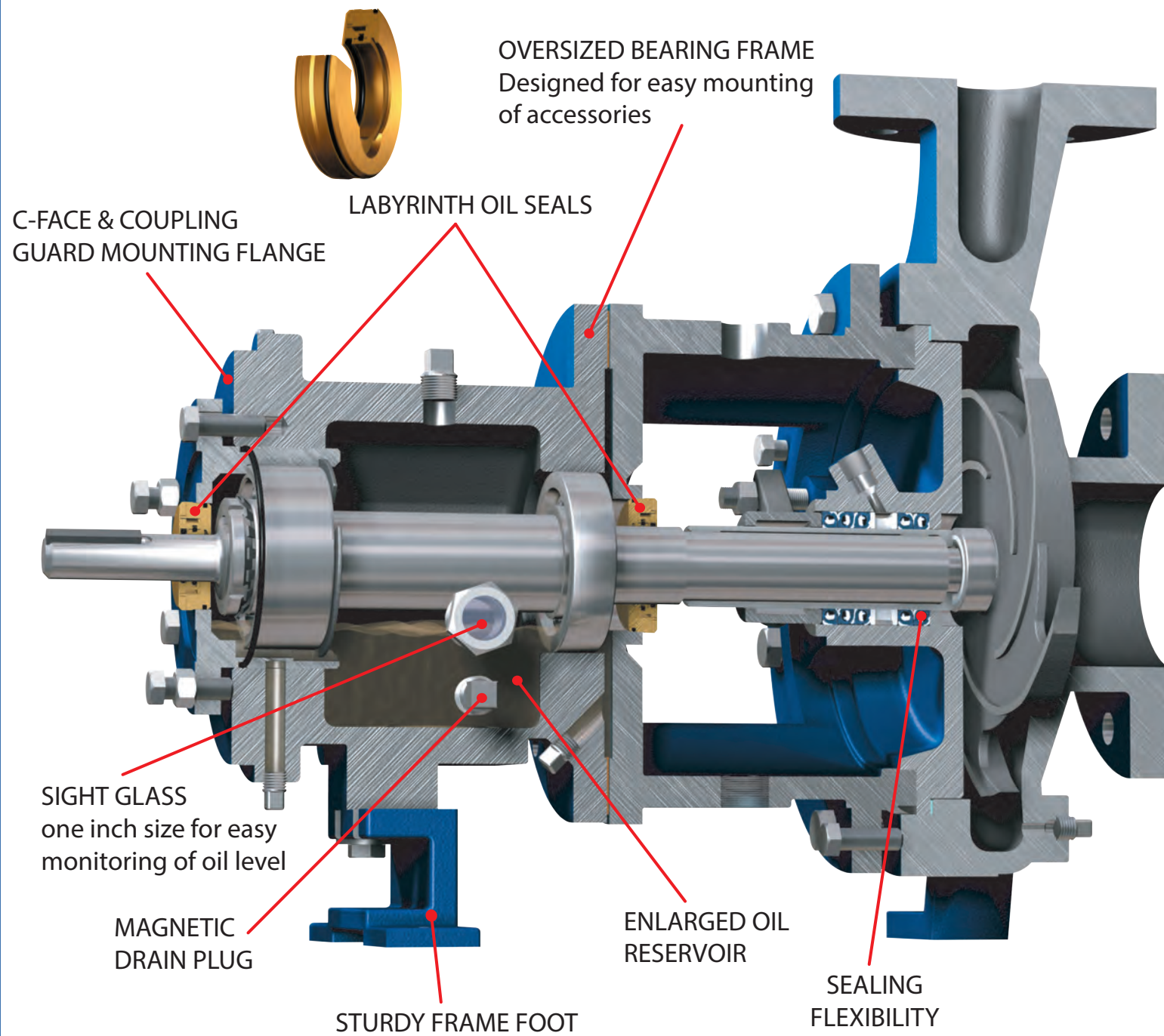
**ANSI Dimensional
Chemical Pump Model 2196**



SUMMIT™
PUMP, Inc

www.SUMMITPUMP.com

© 2016 SUMMIT PUMP Inc

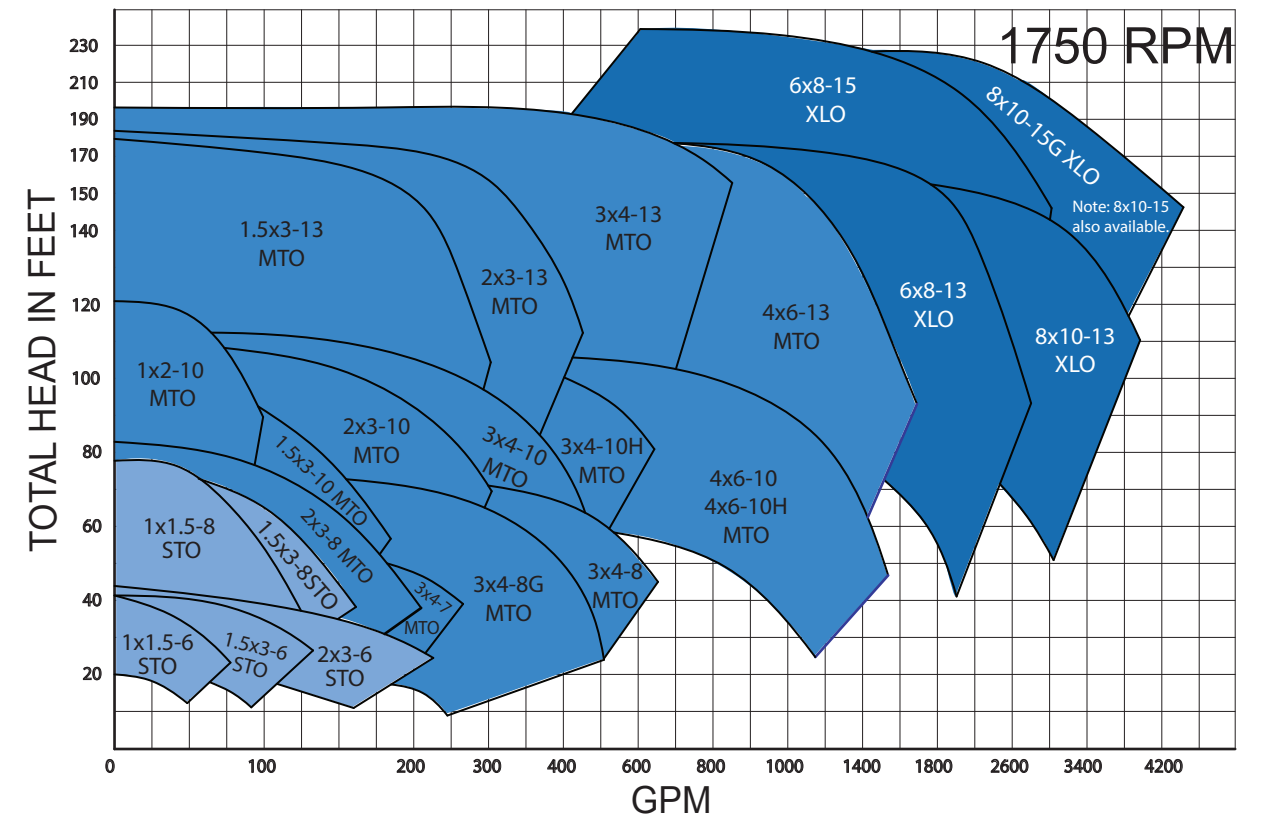
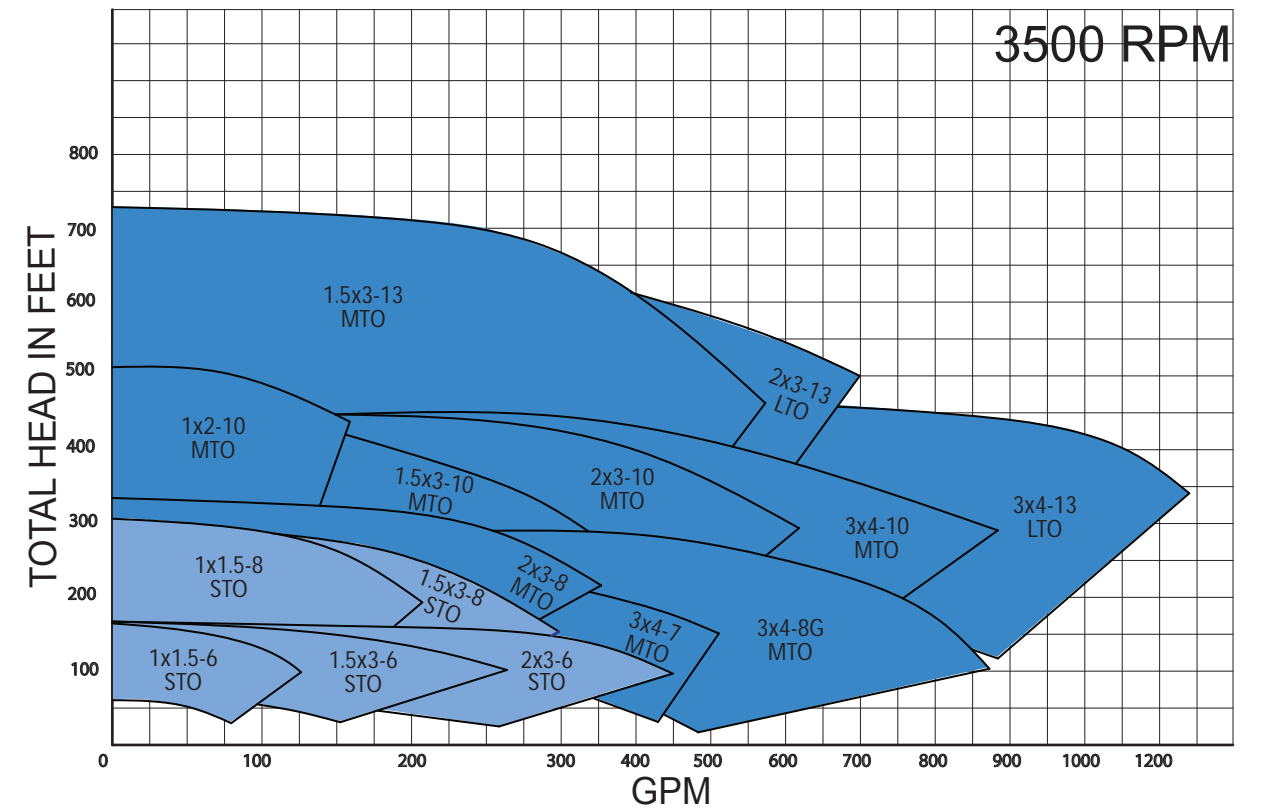


OPTIONAL: FINNED-TUBE OIL COOLER Can be installed in field



SUMMIT™
PUMP, Inc

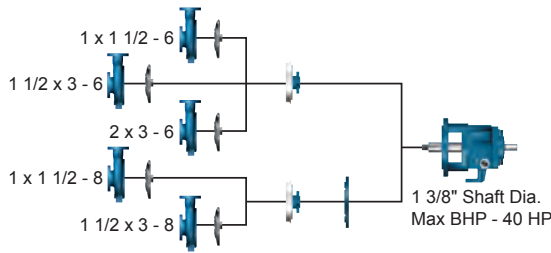
www.SUMMITPUMP.com



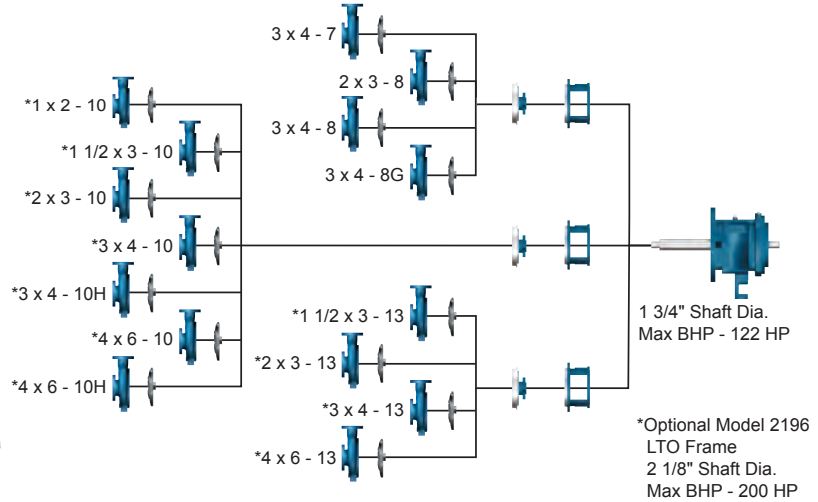
Note: Performance & Sizing curves are provided for reference only.
For specific information, contact your distributor or the manufacturer.

Model 2196 Interchangeability and Dimensional Data

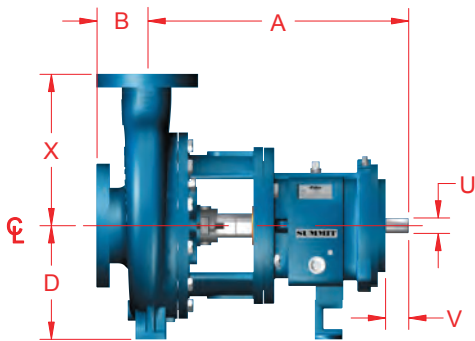
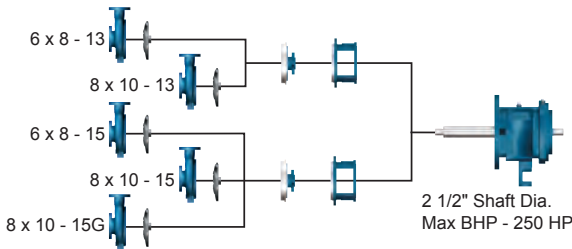
Model 2196 STO



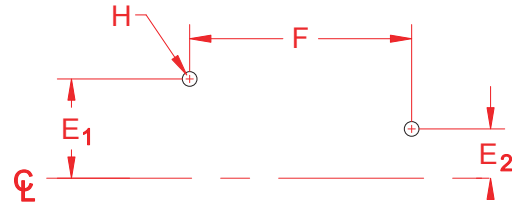
Model 2196 MTO



Model 2196 XLO



TOP VIEW



2196 DIMENSIONS

PUMP FRAME	ANSI	SIZE			X	D	B	A	SP	FOOT PATTERN				SHAFT			APPROX. BARE PUMP WT. (LBS.)
		DIS	SUC	IMP						E1	E2	F	H	U	KEYWAY	V	
STO	AA	1	1.5	6	6 1/2	5 1/4	4	13 1/2	3 3/4	3	0	7 1/4	5/8	.875	3/16 X 3/32	2	85
	AB	1.5	3	6													90
	AC	2	3	6													100
	AA	1	1.5	8													110
MTO or LTO	A60	2	3	8	9 1/2	8 1/4	4	19 1/2	3 3/4	4 7/8	3 5/8	12 1/2	5/8	MTO 1.125	MTO 1/4 X 1/8	2 5/8	200
	A70	3	4	7													220
	A70	3	4	8													220
	A70	3	4	8G													220
	A05	1	2	10	8 1/2	10	4	19 1/2	3 3/4	4 7/8	3 5/8	12 1/2	5/8	or LTO 1.875	or LTO 1/2 X 1/4	2 5/8	200
	A50	1.5	3	10	8 1/2												220
	A60	2	3	10	9 1/2												230
	A70	3	4	10	11												265
	A40	3	4	10H	12 1/2	14 1/2	6	27 7/8	5 1/4	8	4 1/2	18 3/4	7/8	2.375	5/8 X 5/16	4	275
	A80	4	6	10	13 1/2												305
	A80	4	6	10H	13 1/2												305
	A20	1.5	3	13	10 1/2												245
A30	2	3	13	11 1/2	275												
A40	3	4	13	12 1/2	330												
A80	4	6	13	13 1/2	405												
A90	6	8	13	16	560												
XLO	A100	8	10	13	18	670											
	A110	6	8	15	18	610											
	A120	8	10	15	19	740											
	A120	8	10	15G	19	710											
	A105	4	6	17	16	660											
	A110	6	8	17	18	735											
A120	8	10	17	19	840												