



# DRUM/BARREL PUMPS SF SERIES

## Sealless, High Performance

Dual impeller options provides either high flow or high head (-H) with 41mm tube diameter for smaller bung openings.


- Polypropylene (PP), Pure PVDF, Pure PP/PVDF, 316SS tubes
- Interchangeable with motors
- Integral strainer on high-flow versions
- Up to 1200 cP



### Applications:

Acids, bases, solvents, water treatment chemicals, cleaners, plating solutions, kidney dialysis solutions, diesel exhaust fluid (DEF)/AdBlue

SFP/SFM  
SFM-DEF



SFV  
SFVV



SFS



## CONSTRUCTION SPECIFICATIONS

Pump Model	Construction Materials		Tube Dia. in (mm)	Discharge Size & Type	Hose Size in (mm)	Max. Temp.		Min. Temp.		Tube Lengths (all models)
	Outer Tube	Internals				°F	°C	°F	°C	
SFM(-H)	PP	PP, 316SS, FKM, PTFE	1.6 (41)	1" (25mm) Hose Barb	1" (25 mm)	175	79	35	1.7	27" (69 cm) 40" (102 cm) 48" (122 cm) 54" (137 cm) 60" (152 cm) 72" (183 cm)
SFV(-H)	PURE PP/PVDF	PP, Alloy 625, FKM, ETFE, PTFE				175†	79†			
SFP(-H)	PP	PP, Alloy 625, FKM, PTFE				175	79			
SFVV(-H)	PURE PVDF	PVDF, Alloy 625, FKM, ETFE, PTFE				140††	60††			
SFM(-H)DEF	PP	PP, 316SS, EPDM, PTFE		3/4" (19mm)	3/4" (19mm)	175	79			
SFS(-H)	316SS	316SS, PTFE, ETFE, FKM		1" (25mm)	(25 mm)	212	100	5	-15	

†SFV54(-H), SFV60(-H), SFV72(-H): 140°F (60°C) Maximum Temperature. ††SFVV54(-H), SFVV60(-H), SFVV72(-H): 115°F (46°C) Maximum Temperature.


## PERFORMANCE DATA - Standard High Flow Impeller Models

Maximum Flow**		Maximum Head**		Maximum Specific Gravity		Maximum Viscosity	
Electric gpm (lpm)	Air gpm (lpm)	Electric ft (m)	Air ft (m)	Electric	Air	Electric	Air
37 (140)	31 (117)	50 (15)	32 (10)	1.84	2.0	1,000 cP	1,200 cP

## VISCOSITY DATA

Viscosity (cP)	100	500	1000	1,200
Max Flow gpm (lpm)	23 (87)	8 (30)	4 (15)	2 (8)
Max Head feet (meter)	48 (15)	44 (13)	44 (13)	37 (11)

Note: Electric motors up to 1,000 cP.  
Air Motors up to 1,200 cP

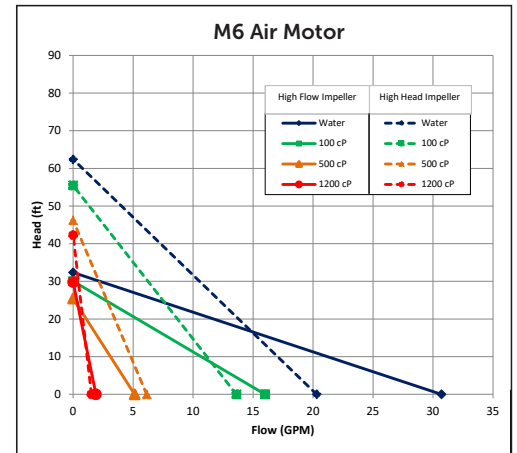
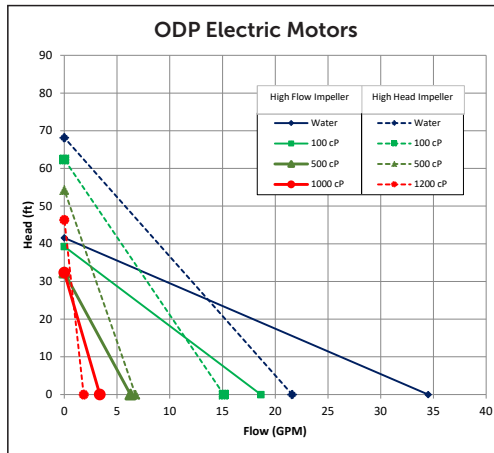
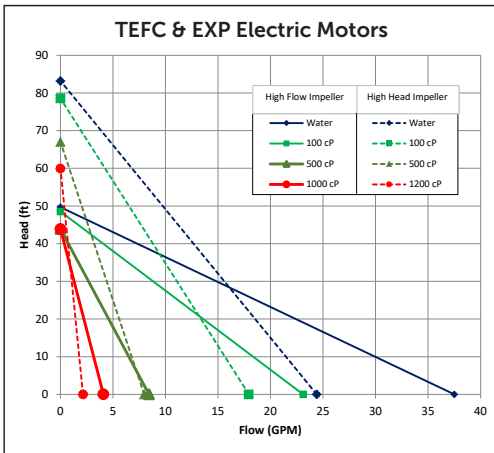


## PERFORMANCE DATA - (-H) High Head Impeller Models

Maximum Flow**		Maximum Head**		Maximum Specific Gravity		Maximum Viscosity	
Electric gpm (lpm)	Air gpm (lpm)	Electric ft (m)	Air ft (m)	Electric	Air	Electric	Air
24 (91)	20 (76)	83 (25)	62 (19)	2.0	2.0	1,200 cP	1,200 cP

Viscosity (cP)	100	500	1000	1,200
Max Flow gpm (lpm)	18 (68)	8 (30)	6 (23)	2 (8)
Max Head feet (meter)	78 (24)	67 (20)	67 (20)	60 (18)

\*\*All testing performed with water at 68° F (20° C) in a full container. Actual performance may vary by +/- 10%. Actual performance will decrease with increased fluid viscosity and specific gravity.



# DRUM/BARREL PUMPS

## MOTOR DATA



ODP  
(M3V, M5V, M5V-US, M3V-UK)



TEFC  
(M3T, M5T, M3TV, M5TV)



Ex-Proof  
(M3XV, M5XV)



Air  
(M6)

Model	Description	Certification	Electrical Requirements	Input	Output	RPM	High Flow Maximum Viscosity cP	High Head Maximum Viscosity cP
				W	W			

### ODP (Open Drip Proof), Splashproof, IP24 Motors

M3V	Quick connects to pump without tools.	QPS	115VAC/50-60 Hz	650	400	3,500-10,000	1000	1200
M5V	Downdraft cooling system and double wall housing. Continuous duty, variable speed. 12 ft. (3.5 m) cord with integral circuit breaker.	CE	230VAC/50-60 Hz	650	400	3,500-10,000	1000	1200
M5V-US*		CE	230VAC/50-60 Hz	650	400	3,500-10,000	1000	1200
M3V-UK		CE	115VAC/50-60 Hz	650	400	3,500-10,000	1000	1200

### TEFC (Totally Enclosed Fan Cooled), IP55 Motors

M3T	Continuous duty. 12 ft. (3.5 m) cord with plug, downdraft cooling and quick connection to pump without tools. *T* versions feature manual reset.	QPS	115VAC/60 Hz	1000	680	12,000	800	1200
M3TV		QPS	115VAC/60 Hz	1000	680	0-12,000	1,000	1200
M5T	TV versions feature variable speed, solid state overload protection, zero voltage release.	CE	230VAC/50-60 Hz	1000	680	12,000	800	1200
M5TV		CE	230VAC/50-60 Hz	1000	680	0-12,000	1,000	1200

### Explosion Proof Motors

M3XV	Continuous duty, IP55. 12 ft. (3.5 m) cord without plug, downdraft cooling and quick connection to pump without tools. Variable speed, solid state overload protection, zero voltage release.	QPS Class I, Div. 1, Gr D, T4	115VAC/60 Hz	1000	680	0-12,000	1,000	1200
M5XV+		CE/ATEX/IECEx Ex II 2G Ex db ib IIB T5 Gb	230VAC/50-60 Hz	1000	680	0-12,000	1,000	1200
M5XV-HT+		CE/ATEX/IECEx Ex II 2G Ex db ib IIB T4 Gb -20°C<Tamb<60°C	230VAC/50-60 Hz	1000	680	0-12,000	1000	1200

### Air Motor\*\*

M6	Lightweight. Operates from customer-supplied compressed air source. Variable speed. Muffler and control valve.	CE	80-100 psi @ 15-32 cfm	-	400	300-9,000	1200	1200
----	--	----	------------------------	---	-----	-----------	------	------

\*Suitable for 230V, 60 Hz. Includes a NEMA 6-15 plug.

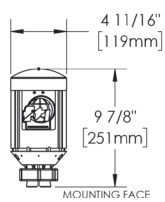
\*\*An air motor is a non-electrical device meaning possibility of explosion from igniting flammables/combustibles is reduced. Air motor performance will depend upon user's system setup.

+Above ATEX motors are not for use in North America

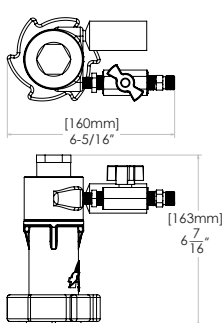
Note: SF Series pumps with plastic outer tubes are not suitable for pumping flammables/combustibles

## DIMENSIONS

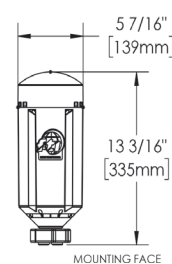
### ODP MOTORS



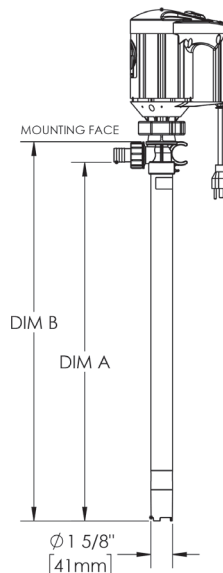
### AIR MOTOR



### TEFC & EXP MOTORS



MODEL	DIM 'A' (IN.)	DIM 'B' (IN.)	DIM 'A' (MM)	DIM 'B' (MM)
SF-27	27	29	685.8	737
SF-40	40	42	1016	1067
SF-48	48	50	1219.2	1270
SF-54	54	56	1372	1422
SF-60	60	62	1524	1575
SF-72	72	74	1828.8	1880



## ACCESSORIES

### Nozzles



### Wall Mount Bracket



Use the handy online Pump Selector at [www.finishthompson.com](http://www.finishthompson.com) for help choosing a pump.

### Discharge Spouts



### FINISH THOMPSON INC. - HEADQUARTERS

921 Greengarden Road | Erie, PA 16501  
800.934.9384 | ph 814.455.4478 | fx 814.455.8518  
email [fti@finishthompson.com](mailto:fti@finishthompson.com)

### FINISH THOMPSON INC. - EUROPE CENTER

Otto-Hahn-Strasse 16 | Maintal, D-63477 Germany  
49 (0)6181-90878-0 | fx 49 (0)6181-90878-18  
email [fti@finishthompson.com](mailto:fti@finishthompson.com)