

TF29-180



FireBēter: Ultra-Wide Full Cone Coverage

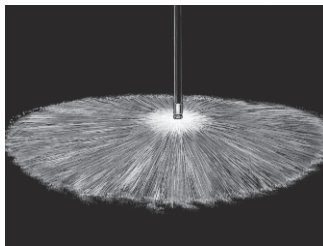
DESIGN FEATURES

- Two-turn spiral
- Ultra-wide spray coverage very close to the nozzle
- One-piece design/no internal parts
- Excellent choice for deluge applications where there is little distance between nozzle and material being protected

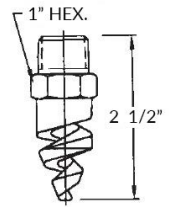
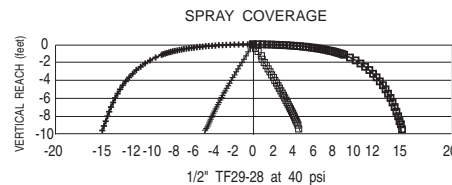
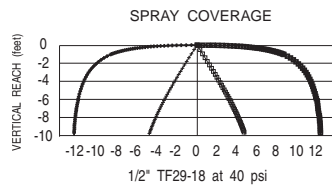
SPRAY CHARACTERISTICS

- Wide spray coverage
 - Fine atomization
- Spray patterns:** circular sheet with maximum coverage and excellent atomization
- Spray angle:** 180° extra-wide angle
- Flow rates:** 3.80 to 110 gpm

TF29-180 nozzles in brass can be supplied in full compliance with MIL-S-24660.



Full Cone 180°



Dimensions are approximate. Check with BETE for critical dimension applications.

TF29-180 Flow Rates and Dimensions Extra-wide Spray Angle, 1/2" Pipe Size

Male Pipe Size	Nozzle Number	K Factor	GALLONS PER MINUTE @ PSI										Approx. Free Pass. & Orifice Dia. (in.)	Wt. (lbs)
			10 PSI	20 PSI	30 PSI	40 PSI	50 PSI	60 PSI	80 PSI	100 PSI	200 PSI	400 PSI		
1/2	TF29-180-16	1.20	3.80	5.37	6.58	7.60	8.50	9.31	10.7	12.0	17.0	24.0	0.203	0.14
	TF29-180-18	1.90	6.00	8.49	10.4	12.0	13.4	14.7	17.0	19.0	26.8	37.9	0.250	0.14
	TF29-180-21	2.29	7.25	10.3	12.6	14.5	16.2	17.8	20.5	22.9	32.4	45.9	0.281	0.22
	TF29-180-24	3.00	9.50	13.4	16.5	19.0	21.2	23.3	26.9	30.0	42.5	60.1	0.328	0.18
	TF29-180-28	3.91	12.4	17.5	21.4	24.7	27.6	30.3	34.9	39.1	55.2	78.1	0.375	0.16
	TF29-180-32	5.50	17.4	24.6	30.1	34.8	38.9	42.6	49.2	55.0	77.8	110	0.438	0.14

$$\text{Flow Rate (GPM)} = K \sqrt{\text{PSI}}$$

Standard Materials: Brass and 316 Stainless Steel.

Spray angle performance varies with pressure. Contact BETE for specific data on critical applications.

SPECIAL PURPOSE

CALL 413-772-0846
Call for the name of your nearest BETE representative.